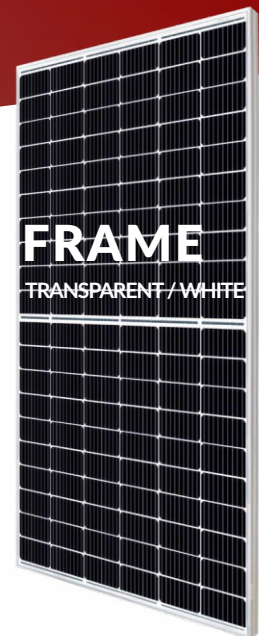


LUXPOWER® SERIES 4

355-375W Mono BIFACIAL DG

M6/166mm Cell . 120 Half-Cell Layout

Assembled with the M6 wafer based high efficiency cells, LUXPOWER® Series 4 BIFACIAL solar modules feature the innovative twin-panel design and the advanced technologies of bifacial cell, half-cut cell, 9 busbars and round wire ribbon interconnection, reducing the hot spot risk and shading effects and increasing significantly the power output by absorbing the diffused light on the rear side. The double-glass construction enhances the long-term durability and performance of the module in all conditions.



Bifacial Cell Module Technologies



Gallium-doped Technology



Half Cut Cell Technology



Anti-PID Low LID Performance

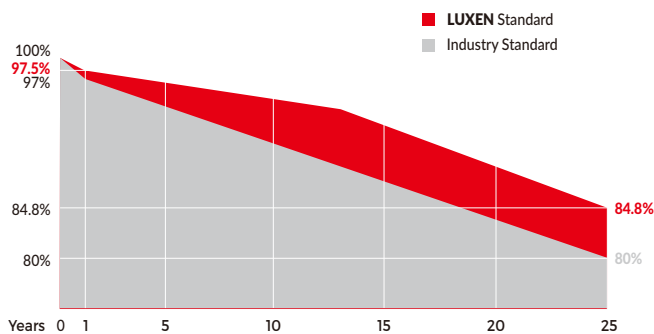


Less Hot Spot Shading Effects



Enduring High Reliability & Performance

Linear performance Warranty



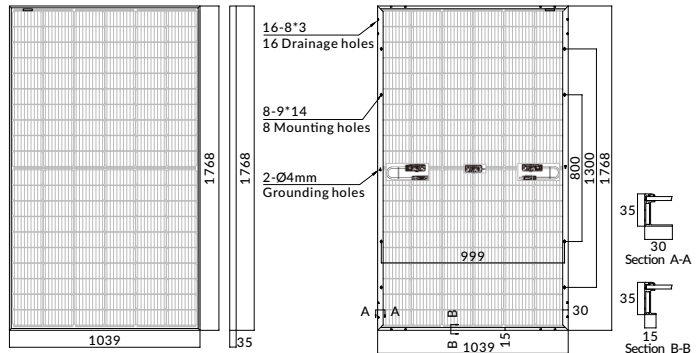
Comprehensive Certificates

- ISO9001:2015 QMS
- ISO14001:2015 EMS
- ISO45001:2018 OHSMS
- IEC61215/IEC61730 Standard quality



MECHANICAL CHARACTERISTICS

Solar Cells	Mono
No. of Cells	120 (6x20)
Dimensions	1768 x 1039 x 30mm
Weight	22.0kgs
Front Glass	2.0mm coated semi-tempered glass
Back Glass	2.0mm semi-tempered glass
Junction Box	Ip68 rated (3 by pass diodes)
	4.0mm ²
Output Cables	300mm (+) / 300mm (-)
	Length can be customized
Connectors	Mc4 compatible
Mechanical load test	5400Pa



ELECTRICAL PARAMETERS

POWER CLASS	LNSK-355MD	LNSK-360MD	LNSK-365MD	LNSK-370MD	LNSK-375MD
	STC	STC	STC	STC	STC
Maximum power (Pmax)	355W	360W	365W	370W	375W
Open Circuit Voltage (Voc)	40.59V	40.79V	40.99V	41.18V	41.37V
Short Circuit Current (Isc)	11.10A	11.18A	11.26A	11.34A	11.42A
Voltage at Maximum power (Vmpp)	33.49V	33.71V	33.92V	34.13V	34.34V
Current Maximum Power (Impp)	10.60A	10.68A	10.76A	10.84A	10.92A
MODULE EFFICIENCY (%)	19.33%	19.60%	19.87%	20.14%	20.41%

STC: Irradiance 1000W/m², cell temperature 25°C, AM1.5G

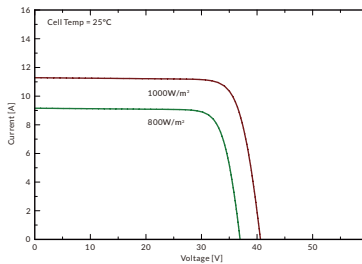
BIFACIAL OUTPUT-REAR SIDE POWER GAIN

5%	Maximum power (Pmax)	373W	378W	383W	389W	394W
	Module Efficiency STC (%)	20.29%	20.58%	20.86%	21.15%	21.43%
15%	Maximum power (Pmax)	408W	414W	420W	426W	431W
	Module Efficiency STC (%)	22.22%	22.54%	22.85%	23.16%	23.48%
25%	Maximum Power (Pmax)	444W	450W	456W	463W	469W
	Module Efficiency STC (%)	24.16%	24.50%	24.84%	25.18%	25.52%

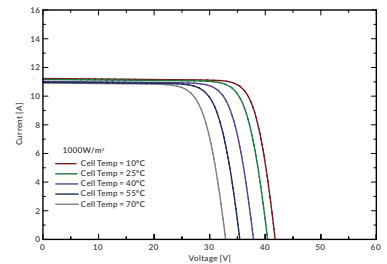
PACKING CONFIGURATION

Container	20'GP	40'HQ
Pieces per pallet	36	36
Pallets per container	6	26
Pieces per container	216	936

I-V CURVE



LNSK-375M/I-V



OPERATING CHARACTERISTICS

Operating Module Temperature	-40°C to +85°C
Maximum System Voltage	1500 DC (IEC)
Maximum Series Fuse Rating	20A
Power Tolerance	0/+5W

TEMPERATURE CHARACTERISTICS

Nominal Operating Temperature (Noct)	45±2°C
Temperature Coefficient of Pmax	-0.36%/°C
Temperature Coefficient of Voc	-0.28%/°C
Temperature Coefficient of Isc	+0.05%/°C

Note: Due to continuous technical innovation, R&D and improvement, technical data above mentioned may be of modification accordingly. LUXEN SOLAR have the sole right to make such modification at anytime without further notice.