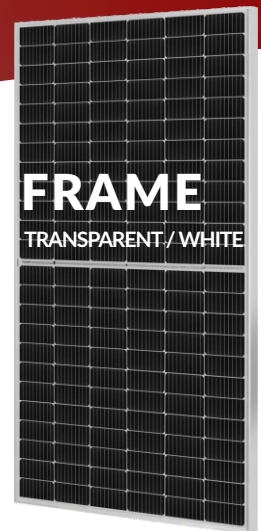


LUXPOWER® SERIES 4

430-450W Mono BIFACIAL DG

144 Half-Cell Layout
M6/166mm Cell



Bifacial Cell
Module Technologies



Gallium-doped Technology



Half Cut Cell Technology



Anti-PID
Low LID
Performance

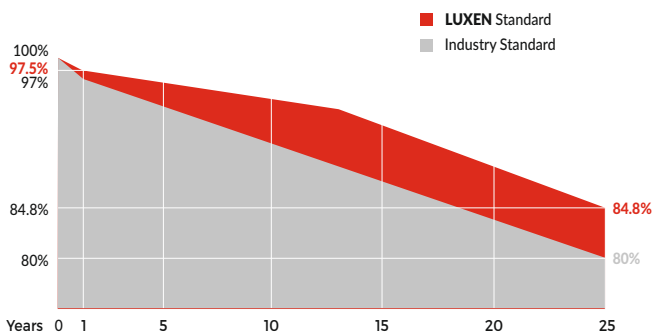


Less Hot Spot
Shading Effects



Enduring High
Reliability & Performance

Linear performance Warranty



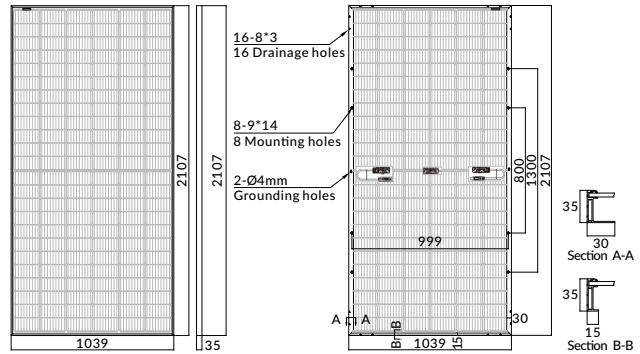
Comprehensive Certificates

- ISO9001:2015 QMS
- ISO14001:2015 EMS
- ISO45001:2018 OHSMS
- IEC61215/IEC61730 Standard quality



MECHANICAL CHARACTERISTICS

Solar Cells	Mono
No. of Cells	144 (6x24)
Dimensions	2107 x 1039 x 30mm
Weight	26.0kgs
Front Glass	2.0mm coated semi-tempered glass
Back Glass	2.0mm semi-tempered glass
Junction Box	Ip68 rated (3 by pass diodes)
	4.0mm ²
Output Cables	300mm (+) / 300mm (-)
	Length can be customized
Connectors	Mc4 compatible
Mechanical load test	5400Pa



ELECTRICAL PARAMETERS

POWER CLASS	LNSU-430MD	LNSU-435MD	LNSU-440MD	LNSU-445MD	LNSU-450MD
	STC	STC	STC	STC	STC
Maximum power (Pmax)	430W	435W	440W	445W	450W
Open Circuit Voltage (Voc)	49.20V	49.40V	49.60V	49.79V	49.98V
Short Circuit Current (Isc)	11.30A	11.36A	11.42A	11.48A	11.54A
Voltage at Maximum power (Vmpp)	40.60V	40.81V	41.01V	41.20V	41.40V
Current Maximum Power (Impp)	10.59A	10.66A	10.73A	10.80A	10.87A
MODULE EFFICIENCY (%)	19.64%	19.87%	20.10%	20.33%	20.56%

STC: Irradiance 1000W/m², cell temperature 25°C, AM1.5G

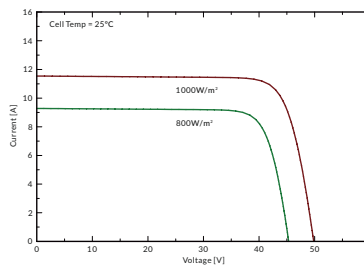
BIFACIAL OUTPUT-REAR SIDE POWER GAIN

5%	Maximum power (Pmax)	452W	457W	462W	467W	473W
	Module Efficiency STC (%)	20.62%	20.86%	21.10%	21.34%	21.58%
15%	Maximum power (Pmax)	495W	500W	506W	512W	518W
	Module Efficiency STC (%)	22.59%	22.85%	23.11%	23.38%	23.64%
25%	Maximum Power (Pmax)	538W	544W	550W	556W	563W
	Module Efficiency STC (%)	24.55%	24.84%	25.12%	25.41%	25.69%

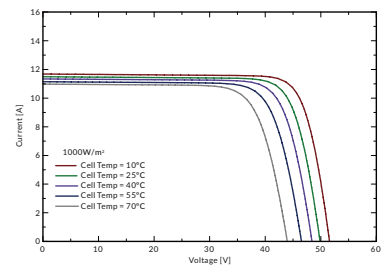
PACKING CONFIGURATION

Container	20'GP	40'HQ
Pieces per pallet	36	36
Pallets per container	5	22
Pieces per container	180	792

I-V CURVE



LNSU-450MD/I-V



OPERATING CHARACTERISTICS

Operating Module Temperature	-40°C to +85°C
Maximum System Voltage	1500 DC (IEC)
Maximum Series Fuse Rating	20A
Power Tolerance	0/+5W

TEMPERATURE CHARACTERISTICS

Nominal Operating Temperature (NMOT)	45±2°C
Temperature Coefficient of Pmax	-0.36%/°C
Temperature Coefficient of Voc	-0.28%/°C
Temperature Coefficient of Isc	+0.05%/°C

Note: Due to continuous technical innovation, R&D and improvement, technical data above mentioned may be of modification accordingly. LUXEN SOLAR have the sole right to make such modification at anytime without further notice.