

LUXPOWER® SERIES 6 655-675W Mono

M12/210mm Cell . 132 Half-Cell Layout



LUXPOWER® Series 6 solar modules stand out with the breakthrough innovation of M12 size (210mm) solar cells for the highest power generation and the lowest LCOE, which makes Series 6 the optimal choice for large solar power plants. The gallium-doped wafer technology empowers significantly the performance against LID and the latest integrated segmented ribbon technology increases the power output and enhances the module reliability for long-term use.



Ideal Choice For Large Scale Ground Installation



High Density Interconnect Technology



Gallium-doped Technology



Anti-PID Low LID Performance

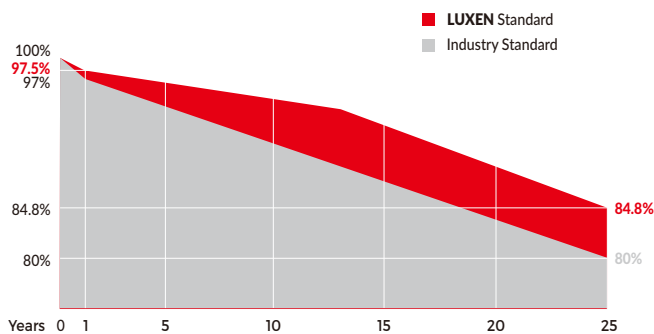


Less Hot Spot Shading Effects



Lower BOS & LCOE

Linear performance Warranty



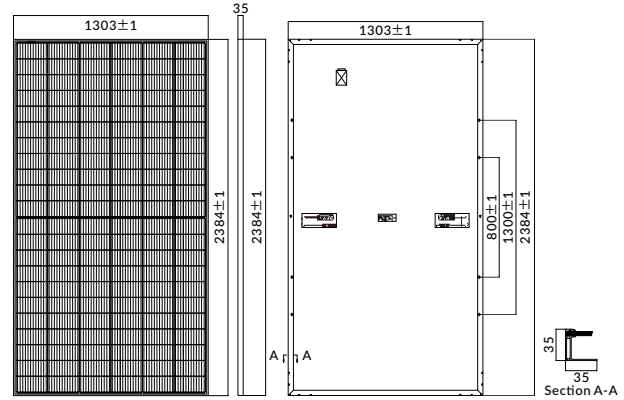
Comprehensive Certificates

- ISO9001:2015 QMS
- ISO14001:2015 EMS
- ISO45001:2018 OHSMS
- IEC61215/IEC61730 Standard quality



MECHANICAL CHARACTERISTICS

Solar Cells	Mono
No. of Cells	132 (6x22)
Dimensions	2384 x 1303 x 35mm
Weight	34.0kgs
Front Glass	3.2mm coated tempered glass
Frame	Anodized aluminium alloy
Junction Box	Ip68 rated (3 by pass diodes)
	4.0mm ²
Output Cables	300mm (+) / 300mm (-)
	Length can be customized
Connectors	Mc4 compatible
Mechanical load test	5400Pa



ELECTRICAL PARAMETERS

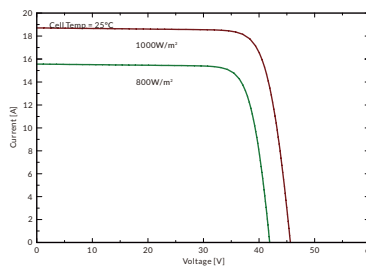
POWER CLASS	LNET-655M		LNET-660M		LNET-665M		LNET-670M		LNET-675M	
	STC	NOCT	STC	NOCT	STC	NOCT	STC	NOCT	STC	NOCT
Maximum power (Pmax)	655W	498W	660W	502W	665W	506W	670W	510W	675W	514W
Open Circuit Voltage (Voc)	45.12V	41.38V	45.35V	41.56V	45.54V	41.74V	45.71V	41.92V	45.86V	42.10V
Short Circuit Current (Isc)	18.66A	15.54A	18.69A	15.58A	18.73A	15.62A	18.78A	15.66A	18.84A	15.70A
Voltage at Maximum power (Vmpp)	37.71V	34.25V	37.88V	34.43V	38.04V	34.61V	38.22V	34.79V	38.37V	34.97V
Current Maximum Power (Impp)	17.37A	14.54A	17.42A	14.58A	17.48A	14.62A	17.53A	14.66A	17.59A	14.70A
MODULE EFFICIENCY (%)	21.09%		21.25%		21.41%		21.57%		21.73%	

STC: Irradiance 1000W/m², cell temperature 25°C, AM1.5G NOCT: Irradiance 800W/m², ambient temperature 20°C, wind speed 1m/s, AM1.5G

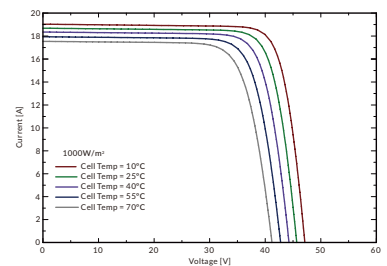
PACKING CONFIGURATION

Container	40'HQ
Pieces per pallet	31
Pallets per container	18
Pieces per container	558

I-V CURVE



LNET-670M/I-V



OPERATING CHARACTERISTICS

Operating Module Temperature	-40°C to +85°C
Maximum System Voltage	1500 DC (IEC)
Maximum Series Fuse Rating	30A
Power Tolerance	0/+5W

TEMPERATURE CHARACTERISTICS

Nominal Operating Temperature (Noct)	43±2°C
Temperature Coefficient of Pmax	-0.34%/°C
Temperature Coefficient of Voc	-0.25%/°C
Temperature Coefficient of Isc	+0.04%/°C

Note: Due to continuous technical innovation, R&D and improvement, technical data above mentioned may be of modification accordingly. LUXEN SOLAR have the sole right to make such modification at anytime without further notice.