

LUXEN

LUXHYPER[®]

MONO

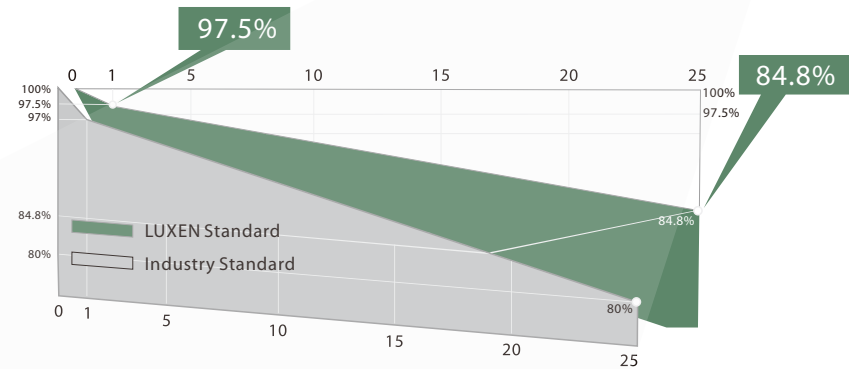
325-345w




LUXHYPER[®] series (Super-efficiency half-cell Modules) Assembled with the advanced half-cell technology offer the advantages of higher power output, reduced series resistance loss, and lower risk of hot spot. In order to meet the Clients' requirements of best quality and efficiency.

120 cells
Half-cut cell modules



LINEAR PERFORMANCE WARRANTY



- 
9BB
 9BB cell design
 Smaller electric current, less CTM loss
 Lower risk of hot spot
- 
 ISO9001:2015&ISO14001
 management systems
- 
IEC
 IEC61215&IEC61730
 standard quality
- 
 Wind load up to 3800Pa
 Snow load up to 5400Pa
- 
+5W
 0-5W positive power sorting
- 
 Stable performance under
 weak light conditions
- 
**25-year
12-year**
 25-year power warranty
 12-year product warranty



MONO 325-345w 120 cells 9BB

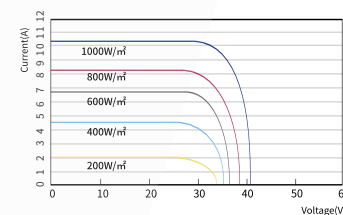
LUXEN

ELECTRICAL PARAMETERS

	LNSK-325M		LNSK-330M		LNSK-335M		LNSK-340M		LNSK-345M	
	STC	NOCT	STC	NOCT	STC	NOCT	STC	NOCT	STC	NOCT
Maximum Power (Pmax)	325W	242W	330W	246W	335W	250W	340W	254W	345W	258W
Open Circuit Voltage (Voc)	40.78V	38.00V	41.07V	38.38V	41.37V	38.72V	41.67V	39.06V	41.96V	39.40V
Short Circuit Current (Isc)	10.24A	8.21A	10.32A	8.26A	10.39A	8.32A	10.47A	8.37A	10.54A	8.43A
Voltage at Maximum Power (Vmpp)	33.78V	33.70V	34.06V	34.02V	34.30V	34.31V	34.55V	34.60V	34.79V	34.88V
Current at Maximum Power (Impp)	9.62A	7.18A	9.69A	7.23A	9.77A	7.29A	9.84A	7.34A	9.92A	7.40A
Module Efficiency(%)	19.26%		19.56%		19.85%		20.15%		20.45%	

STC: Irradiance 1000W/m², cell temperature 25°C, AM1.5G
NOCT: Irradiance 800W/m², ambient temperature 20°C, wind speed 1m/s, AM1.5G

LNSK-335M/I-V



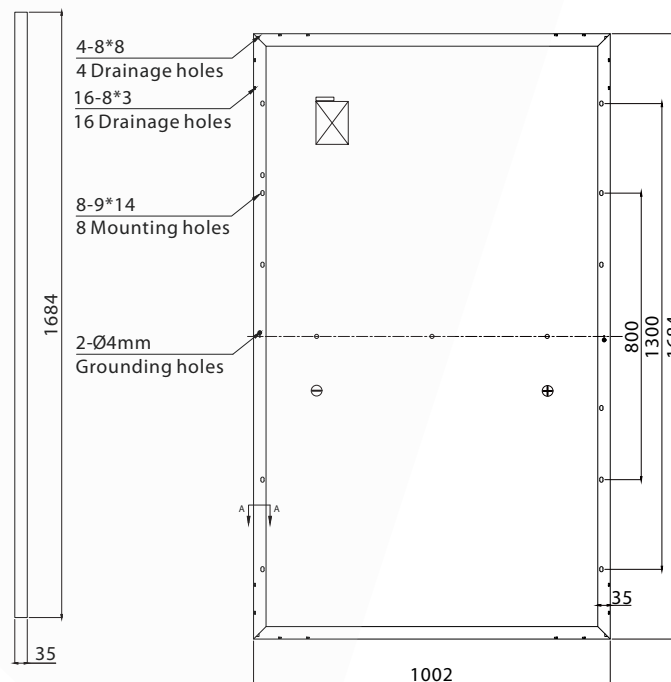
Operating Module Temperature	-40°C to +85°C
Maximum System Voltage	1500V DC(IEC)
Maximum Series Fuse Rating	20A
Power Tolerance	0/+5W
Temperature Characteristics	
Nominal Operating Cell Temperature(Noct)	45±2°C
Temperature Coefficient of Pmax	-0.36%/°C
Temperature Coefficient of Voc	-0.28%/°C
Temperature Coefficient of Isc	+0.05%/°C

Packing Configuration

	20'GP	40'HQ
Container	20'GP	40'HQ
Pieces per pallet	30	30
Pallets per container	12	26
Pieces per container	360	780

Mechanical Characteristics

Solar Cell	MONO
No.of Cell	120(6x20)
Dimensions	1684x1002x35mm
Weight	18.0kgs
Front	3.2mm tempered glass
Frame	Anodized aluminium alloy
Junction Box	Ip68 rated(3 by pass diodes)
Output Cables	4.0mm ²
	symmetrical length
	300mm
Connectors	MC4 compatible
Mechanical load test	5400Pa



LUXEN SOLAR ENERGY CO., LTD
 T:+86 512 6708 1572
 F:+86 512 6708 1570
 sales@luxensolar.com
 www.luxensolar.com



Note: Due to continuous technical innovation, R&D and improvement, technical data above mentioned may be of modification accordingly. LUXEN SOLAR have the sole right to make such modification at anytime without further notice.