

LUXEN

# LUXMAX<sup>®</sup>

## MONO

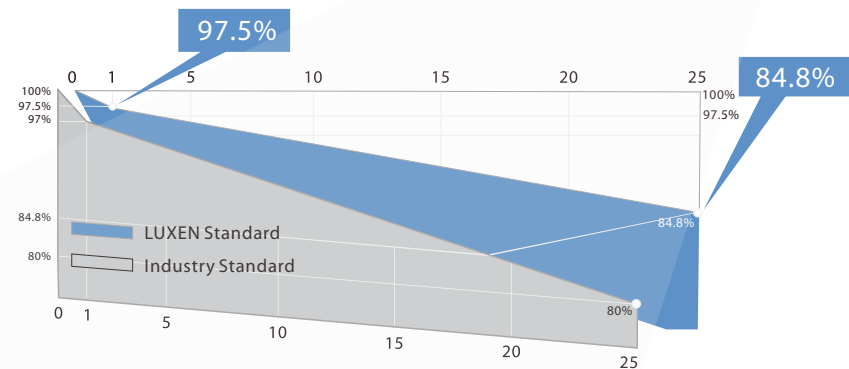
### 310-330w

LUXMAX<sup>®</sup> Plus series with higher conversion efficiency and better anti-PID performance bring installers the maximize power yield per unit area. They can meet your very strict requirement on quality and efficiency of modules.

60 cells  
Bigger Cell



## LINEAR PERFORMANCE WARRANTY



ISO9001:2015 QMS  
ISO14001:2015 EMS  
ISO45001:2018 OHSMS



IEC61215 & IEC61730  
standard quality



Smaller electric current, less CTM loss  
Lower risk of hot spot



Wind load up to 3800Pa  
Snow load up to 5400Pa



+5W 0-5W positive power sorting



Stable performance under  
weak light conditions



25-year power warranty  
12-year product warranty



# MONO 310-330w 60 cells

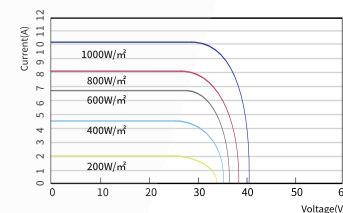
# LUXEN

## ELECTRICAL PARAMETERS

	LNSE-310M		LNSE-315M		LNSE-320M		LNSE-325M		LNSE-330M	
	STC	NOCT	STC	NOCT	STC	NOCT	STC	NOCT	STC	NOCT
Maximum Power (Pmax)	310W	229W	315W	233W	320W	237W	325W	241W	330W	245W
Open Circuit Voltage (Voc)	39.80V	37.28V	40.12V	37.72V	40.43V	38.15V	40.74V	38.59V	41.05V	39.01V
Short Circuit Current (Isc)	10.05A	7.94A	10.12A	7.98A	10.19A	8.02A	10.26A	8.06A	10.33A	8.10A
Voltage at Maximum Power (Vmp)	32.56V	30.57V	32.85V	30.94V	33.13V	31.31V	33.40V	31.67V	33.67V	32.03V
Current at Maximum Power (Imp)	9.52A	7.49A	9.59A	7.53A	9.66A	7.57A	9.73A	7.61A	9.80A	7.65A
Module Efficiency(%)	18.66%		18.96%		19.26%		19.56%		19.86%	

**STC:** Irradiance 1000W/m<sup>2</sup>, cell temperature 25°C, AM1.5G  
**NOCT:** Irradiance 800W/m<sup>2</sup>, ambient temperature 20°C, wind speed 1m/s, AM1.5G

LNSE-320M/I-V



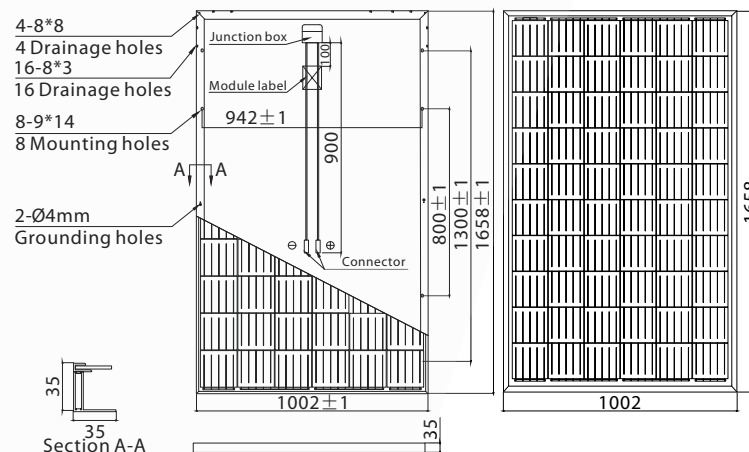
Operating Module Temperature	-40°C to +85°C
Maximum System Voltage	1500V DC(IEC)
Maximum Series Fuse Rating	20A
Power Tolerance	0/+5W
<b>Temperature Characteristics</b>	
Nominal Operating Cell Temperature(Noct)	45±2°C
Temperature Coefficient of Pmax	-0.36%/°C
Temperature Coefficient of Voc	-0.28%/°C
Temperature Coefficient of Isc	+0.05%/°C

## Packing Configuration

	20'GP	40'HQ
Pieces per pallet	31	31
Pallets per container	12	28
Pieces per container	372	868

## Mechanical Characteristics

Solar Cell	MONO158.75x158.75mm
No.of Cell	60(6x10)
Dimensions	1658x1002x35mm
Weight	18.0kgs
Front	3.2mm coated tempered glass
Frame	Anodized aluminium alloy
Junction Box	Ip68 rated(3 by pass diodes)
Output Cables	4.0mm <sup>2</sup> symmetrical length 900mm
Connectors	MC4 compatible
Mechanical load test	5400Pa



LUXEN SOLAR ENERGY CO., LTD  
 T:+86 512 6708 1572  
 F:+86 512 6708 1570  
 sales@luxensolar.com  
 www.luxensolar.com

Note: Due to continuous technical innovation, R&D and improvement, technical data above mentioned may be of modification accordingly. LUXEN SOLAR have the sole right to make such modification at anytime without further notice.

