

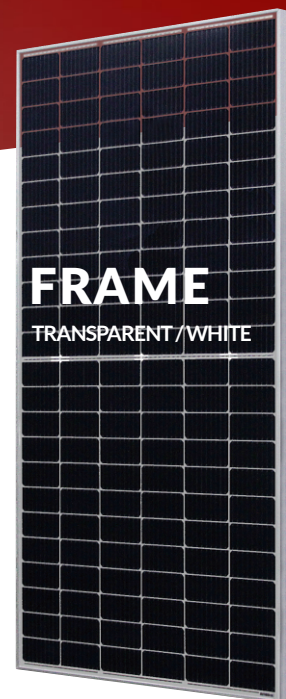
LUXPOWER® SERIES 5

525-545W Mono BIFACIAL DG

M10/182mm Cell . 144 Half-Cell Layout



The breakthrough innovation of M10 (182mm) solar cell with the gallium-doped technology empowers the LUXPOWER® Series 5 BIFACIAL solar modules with the highest power generation and the lowest LCOE, reducing the LID defect, the hot spot risk and the shading effects and increasing significantly the power output by absorbing the diffused light on the rear side. The double-glass framed construction enhances the long-term durability and performance of the module in all conditions.



Bifacial Cell Module Technologies



Gallium-doped Technology



Half Cut Cell Technology



Anti-PID Low LID Performance

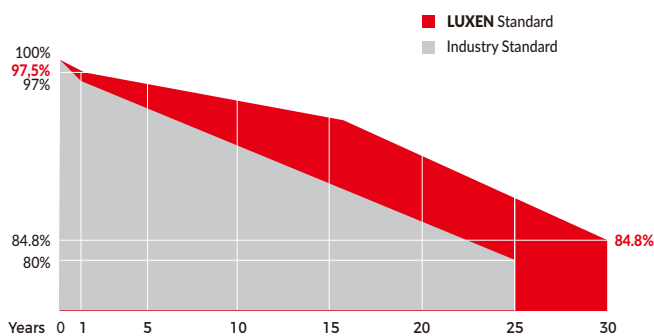


Less Hot Spot Shading Effects



Enduring High Reliability & Performance

Linear performance Warranty



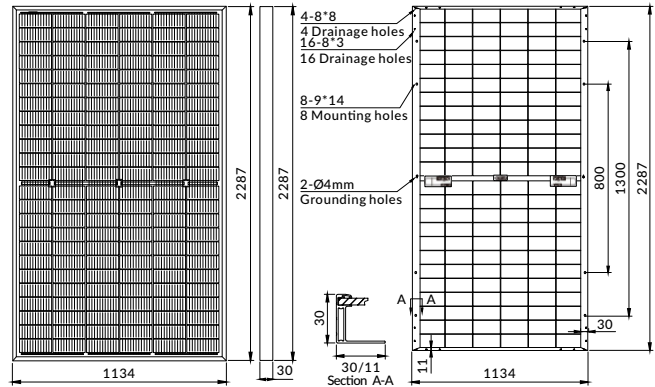
Comprehensive Certificates

- ISO9001:2015 QMS
- ISO14001:2015 EMS
- ISO45001:2018 OHSMS
- IEC61215/IEC61730 Standard quality



MECHANICAL CHARACTERISTICS

Solar Cells	Mono
No. of Cells	144 (6x24)
Dimensions	2287 x 1134 x 30mm
Weight	31.5kgs
Front Glass	2.0mm coated semi-tempered glass
Back Glass	2.0mm semi-tempered glass
Junction Box	Ip68 rated (3 by pass diodes)
Output Cables	4.0mm ² 300mm (+) / 400mm (-) Length can be customized
Connectors	Mc4 compatible
Mechanical load test	5400Pa



ELECTRICAL PARAMETERS

POWER CLASS	LNVU-525M	LNVU-530M	LNVU-535M	LNVU-540M	LNVU-545M
	STC	STC	STC	STC	STC
Maximum power (Pmax)	525W	530W	535W	540W	545W
Open Circuit Voltage (Voc)	49.59V	49.74V	49.89V	50.04V	50.18V
Short Circuit Current (Isc)	13.55A	13.62A	13.69A	13.76A	13.83A
Voltage at Maximum power (Vmpp)	41.47V	41.63V	41.80V	41.96V	42.12V
Current Maximum Power (Imp)	12.66A	12.73A	12.80A	12.87A	12.94A
MODULE EFFICIENCY (%)	20.24%	20.44%	20.63%	20.82%	21.01%

STC: Irradiance 1000W/m², cell temperature 25°C, AM1.5G

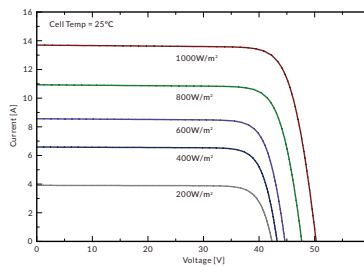
BIFACIAL OUTPUT-REAR SIDE POWER GAIN

		5%	15%	25%		
		Maximum power (Pmax)	551W	577W	562W	567W
Module Efficiency STC (%)		21.26%	21.46%	21.66%	21.86%	22.07%
Maximum power (Pmax)		604W	610W	615W	621W	627W
Module Efficiency STC (%)		23.28%	23.50%	23.72%	23.94%	24.17%
Maximum Power (Pmax)		656W	663W	669W	675W	681W
Module Efficiency STC (%)		25.30%	25.55%	25.79%	26.03%	26.27%

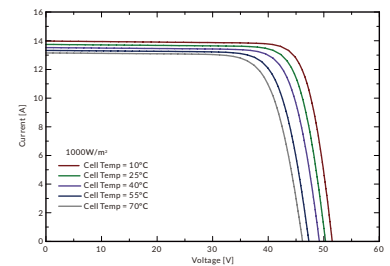
PACKING CONFIGURATION

Container	20'GP	40'HQ
Pieces per pallet	31	31
Pallets per container	5	20
Pieces per container	155	620

I-V CURVE



LNVU-540M/I-V



OPERATING CHARACTERISTICS

Operating Module Temperature	-40°C to + 85°C
Maximun System Voltage	1500 DC (IEC)
Maximun Series Fuse Rating	25A
Power Tolerance	0/+5W

TEMPERATURE CHARACTERISTICS

Nominal Operating Temperature (Noct)	45±2°C
Temperature Coefficient of Pmax	-0.36%/°C
Temperature Coefficient of Voc	-0.28%/°C
Temperature Coefficient of Isc	+0.05%/°C

Note: Due to continuous technical innovation, R&D and improvement ,technical data above mentioned may be of modification accordingly. LUXEN SOLAR have the sole right to make such modification at anytime without further notice.